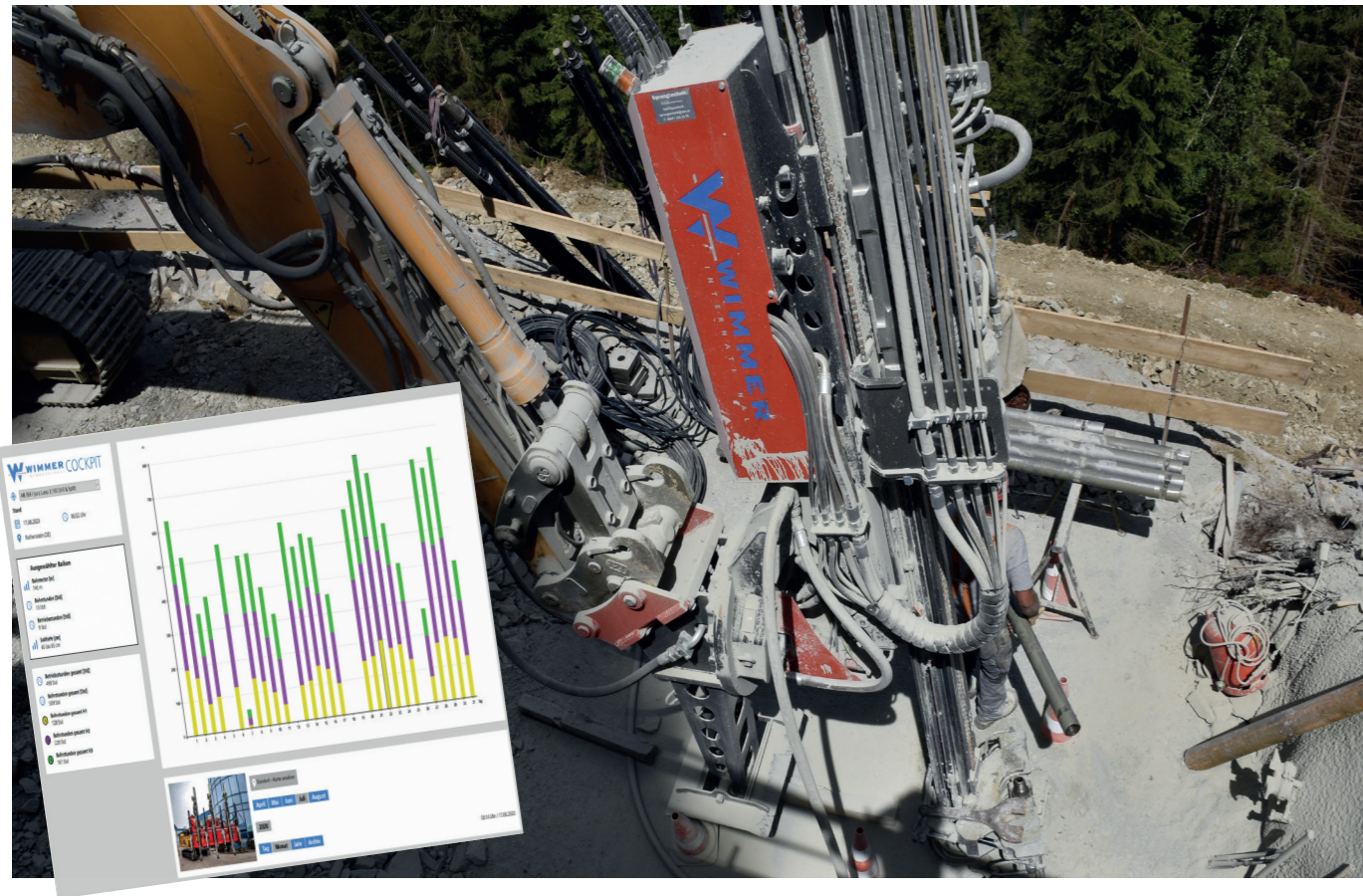


## Drilling Unit AB 3600 T | AB 3600 T Climb



### Options for all systems

- Angle indication
- Dust collector
- Compressor on the excavator
- PLC automatic
- Wimmer Cockpit
- Reinforced feed
- single/3-/5-fold rod changer (not with Climb-Version)

### Standard equipment

- ✓ 360° endlessly rotatable, 90° tiltable
- ✓ independant electric power supply
- ✓ Radio remote control - all drilling functions proportionally controlled
- ✓ Blank firing protection
- ✓ Anti-jamming automation
- ✓ Hollow protection

## Drilling Unit AB 3600 T | AB 3600 T Climb



### Range of application


- Anchor drilling
- Injection drilling
- Down-the-hole drilling with T-50 and T-50P | Double Head with T-5 DH

### Efficient impact drilling for excavators >25 tons

- Attachment to crawler excavators and walking excavators
- Large selection of carriage - hammer - combination
- Light and stable high performance profile
- Large standard equipment package, many additional options




	AB 3600 T-50	AB3600 T-50 P	AB 3600 T-50-D	AB 3600 T-69	AB 3600 T-5 DH Doublehead	AB3600 T 510
<b>Drill Hammer</b>	RH 4 X - 20	RH 4 X ED15	RH 4 X	RH 10 X - 40	DH 4	WHL 510
<b>Weight (kg)</b> Standard   <b>Climb</b>	ca. 1950   2180	ca. 2050   2280	ca. 1950   2180	ca. 2400   2630	ca. 2100   2330	ca. 1950   2180
<b>Drilling diameter max. (mm)</b>	200 rotary drilling	200 rotary drilling	200 rotary drilling	200 rotary drilling	200	89
<b>Torque (Nm)</b>	2500 / 5000 switchable	2500 / 5000 switchable	2500 / 5000 switchable	3450 / 6900 switchable	1060 / 2120 inner 2200 / 4400 outer	625
<b>Drilling Unit- Shenk adapters</b>	AG H55 (re od. li)	AG H55 (re od. li)		AG H55 (re od. li)	until 200 mm	
<b>Blasthole drilling</b>	T38, T45, T76	T38, T45, T76	-	T38, T45, T76	-	R32, T38, T45
<b>Anchor drillings</b>	R32, R38, R51, IB30, IB40, IB52	R32, R38, R51, IB30, IB40, IB52	-	R32, R38, R51, IB30, IB40, IB52	-	-
<b>Down-the-hole-drilling/ Double Head</b>	API 2 3/8"	API 2 3/8"	API 2 3/8"	API 2 3/8"	bis 200 mm	-
<b>Rod length (mm)</b> Standard   <b>Climb</b>	3660   3050	3660   3050	3050   3050	3050   3050	2000   3050	3660   3050
<b>Total length (mm)</b> Standard   <b>Climb</b>	6520   5720	6520   5720	6020   6020	6020   6020	5840   5840	6520   6020
<b>Oil supply (L/ min)</b>	180 @ 200 bar	230 @ 200 bar	125 @ 200 bar	210 @ 200 bar	175 @ 200 bar	170 @ 170 bar
<b>Required motor performance (kW)</b>	75	96	52	88	73	60
<b>Oil pressure @excavator (bar)</b>	250	250	250	250	250	200
<b>Carrier to</b>	> 25	> 25	> 25	> 25	> 25	> 25
<b>Execution</b>						
<b>Rotation/Tilting</b>	360°endlessly rotatable/ 90° tiltable	360°endlessly rotatable/ 90° tiltable	360°endlessly rotatable/ 90° tiltable	360°endlessly rotatable/ 90° tiltable	360°endlessly rotatable/ 90° tiltable	360°endlessly rotatable/ 90° tiltable
<b>Feed shift (mm)</b> Standard   <b>Climb</b>	1180   1180	1180   1180	1180   1180	1180   1180	1180   1180	1180   1180
<b>Clamping device</b>	single	single	Clamp-break	single	Clamp-break	single




Rotating and swiveling unit



Eurodrill RH 4 X



Alternator produces electricity for the radio remote



DH4 double head drilling system